



Version 5.41 New Features

Build 8 compiled on 18th July 2019



Introduction

Welcome to Accura Version 5.41

Version 5.41 is the latest release for the Accura MIS and introduces a unified codebase shared with the in-development SQL version. Using this new coding method should have no impact on customer systems but will significantly accelerate the new back-end version.

All clients with a current support contract for Accura (and AccuraOnline if purchased) are entitled to receive and install all software releases as part of their support contract benefits. If you have not already done so, please [sign up for an account](#) on our website to access protected software downloads, user manuals and other content. AccuraOnline upgrades are distributed automatically when released by Accura support.

If you have any questions or queries about the new features or any other Accura related matter, please contact your Accura Support team by emailing support@accuramis.com.

About This Document

This **New Features** document details all the major features added to Accura and Accura Online since the last major public releases, which were Accura 5.31 Build 4 and AccuraOnline 5.33.

If you are an end user, please read through this document which summarises the major new features likely to be used by end users.

The technical release notes are aimed at Accura system administrators, advanced users, and Accura support personnel. This is available on request.

Previous versions of release notes and the technical release notes can be found in the Online Resource Area which can be accessed from the Accura Help Menu.



Contents

New Features in Accura 5.41 Build 3.....	4
Customer Support Portal	4
New Features in Accura 5.41 Build 1 and AccuraOnline 5.34.....	5
Accura POD	5
Delivery Point Report	7
Stock Replenishment Notifications.....	8
Transaction Report	9
CRM – Activity Profile	10
New Features in Accura 5.40 Build 2.....	11
RDC Material Logging	11
Tab Configuration	11



New Features in Accura 5.41 Build 3

Customer Support Portal

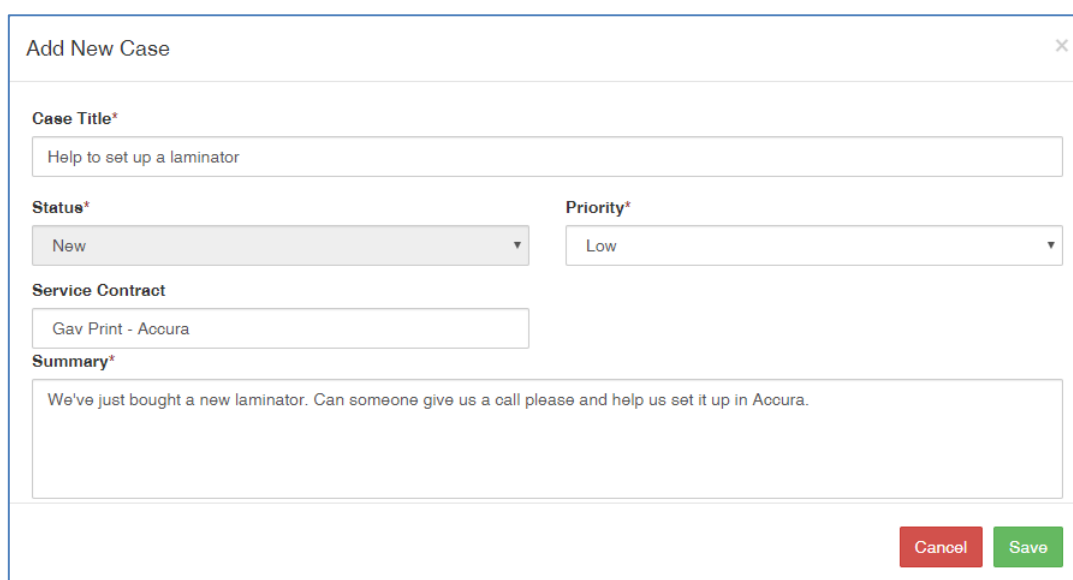
A new feature has been added to Accura to allow customers to log support calls to our Customer Support Portal directly from Accura. This is accessible from a new tool bar icon or the Help menu.

From the portal you can create and review existing support case adding comments and view any related documents. You can also view our growing list of FAQs, quotes, orders and your service contract.

All users in our database should receive an email notification of their web portal id and password. If you have yet to receive your log on details, please contact our [support](#) or [accounts](#) departments to enable your access.

Raising a case

Raising a case is really just filling out a simple form. Please include as much detail of your query as possible. In the **Service Contract** field, please just type Accura and you should get a match of your current service contract



The screenshot shows a web form titled "Add New Case" with a close button (X) in the top right corner. The form contains the following fields:

- Case Title***: A text input field containing "Help to set up a laminator".
- Status***: A dropdown menu with "New" selected.
- Priority***: A dropdown menu with "Low" selected.
- Service Contract**: A text input field containing "Gav Print - Accura".
- Summary***: A larger text area containing "We've just bought a new laminator. Can someone give us a call please and help us set it up in Accura."

At the bottom right of the form are two buttons: a red "Cancel" button and a green "Save" button.

Once submitted, our support team will receive a notification and your case will be added to the current support log.



New Features in Accura 5.41 Build 1 and AccuraOnline 5.34

Accura POD

Accura POD is a new paid for module designed to complement the **Delivery** module and provides **real-time proof-of-delivery** and **delivery tracking**.

See here for a demonstration video - http://sales.accuramis.com/eshots/accura_ebulletin_pod.htm

We have teamed up with **Detrack** to give your delivery drivers the same POD functionality that you would only usually expect from major carriers.



The system is very easy to set-up once Accura POD has been purchased.

Simply sign-up for a Detrack account, get your API key and add it to Accura's defaults, add your vehicle information to Detrack then download the app to your driver's iPhone or Android smartphone. You're then ready to go!

If you only have one delivery vehicle, your Detrack account is completely **FREE**. If you have more than one, the first vehicle is still free but there are additional charges for each subsequent vehicle.

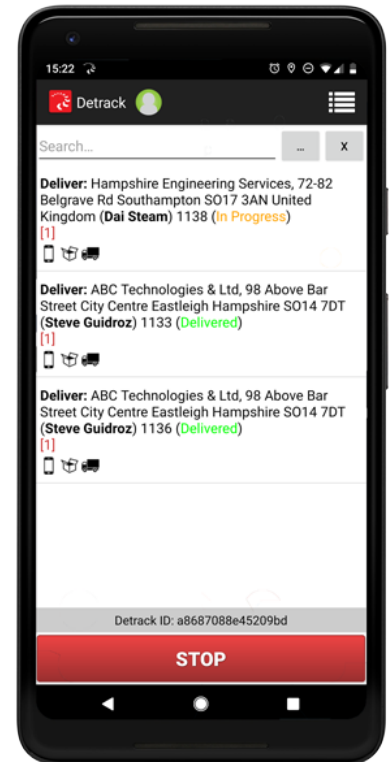
For comprehensive details regarding set up of your Detrack account, please visit the excellent Detrack resource page here: <https://www.detrack.com/tutorials/>

Please get in touch with our sales team direct on 02380240470 or on sales@accuramis.com for pricing and implementation info.

To find out more about Detrack and their pricing structure, visit their website - <https://www.detrack.com/>.

If you are already using the Carrier Integration module with Easypost, then Accura POD will complement this feature beautifully. It may even mean you never need rely on 3rd party software for your logistical concerns regarding deliveries again!

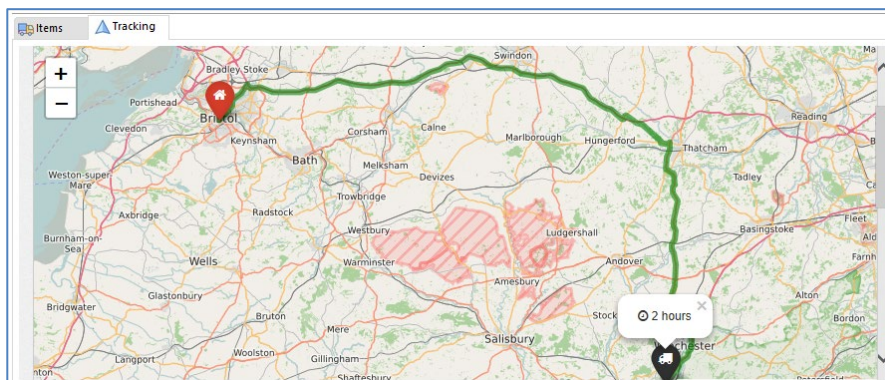
Accura POD allows you to control your all of your deliveries, whether it be an internal fleet of vans or an external courier service all from within Accura.



With Accura POD you can assign email notifications to any status changes/updates regarding your delivery.

These notifications contain a link to the GPS location of your driver, keeping your customers abreast of any updates or traffic related delays to your consignment, one less thing for you to worry about!

In order to receive the full functionality of this feature (status updates, signature capture, GPS updates etc) you **must** have the Accura alertmon service running as a background task on your Accura host PC. This service polls Detrack for delivery status updates every 5 mins as a default setting, but can be updated from within Setup > Defaults > Shipping > Proof of delivery. For more information regarding the service please contact Accura Support.



To complement the new Accura POD feature, we have also made some amendments to the delivery note viewing window by adding an icon to the delivery method column which updates dependant on the delivery method chosen.

A new delivery note status of "delivered" has also been added to the delivery note viewing window. This automatically updates the status to red as soon as that all-important signature has been captured for your consignment from your driver through the Detrack app.

<input type="checkbox"/>	<input checked="" type="checkbox"/>	2614	30/04/2019	16:15		10-B-2267	VC-BR-AVOI	DL	3126		ParcelForce - expres	0	8	3.15	Service
<input type="checkbox"/>	<input checked="" type="checkbox"/>	2613	30/04/2019	16:10		10-B-2267	VC-BR-AVOI	DL	3126		ParcelForce - expres	0	16	6.30	Service
<input type="checkbox"/>	<input checked="" type="checkbox"/>	2612	30/04/2019	16:09		10-B-2267	VC-BR-INBR	DL	3126		Accura 7.5T	0	11	161.15	Service
<input type="checkbox"/>	<input checked="" type="checkbox"/>	2611	30/04/2019	16:07		10-B-2267	VC-BR-INBR	DL	3126		ParcelForce - expres	0	16	234.40	Service
<input type="checkbox"/>	<input checked="" type="checkbox"/>	2610	30/04/2019	16:04		10-B-2267	VC-BR-FARM	DL	3126		Accura 7.5T	0	16	234.40	Service
<input type="checkbox"/>	<input checked="" type="checkbox"/>	2609	30/04/2019	16:00		10-B-2267	VC-BR-GEOR	DL	3126		Accura 7.5T	0	11	161.15	Service

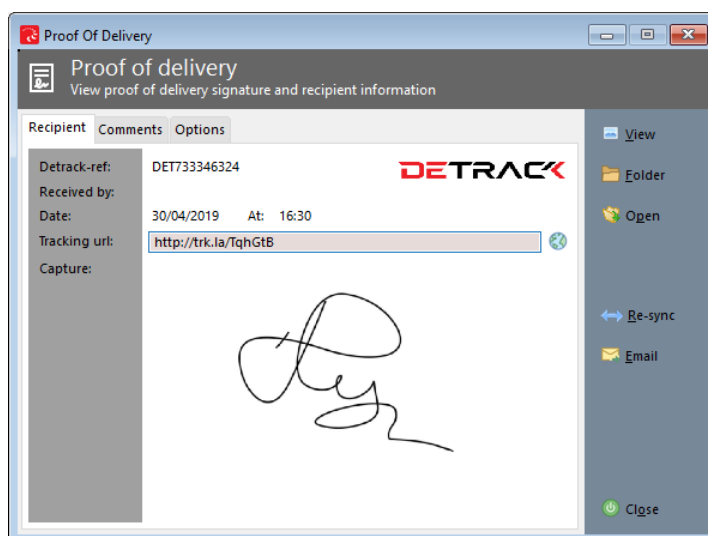
The POD signature can be viewed from the delivery note in the Shipping > Tracking tab.

Once delivered, your customer will receive an automated email notifying them that their consignment has been delivered, along with an image of the captured POD signature (if taken) and up to x5 additional images.

We understand however, that you may wish to easily resend this information on request.

To facilitate this, we have added the ability to quickly send an email from the tracking area of the delivery note with the "Email" icon.

Shipped with version Accura 5.41 build 1 is a new email template called "DeliveryPOD" along with 11 new accompanying POD prefixed merge tokens.



Stock Replenishment Notifications

A new addition for the optional **Stock Control** module is the ability to schedule notifications when raw materials and products are nearing their re-order levels.

The notifications can be enabled and configured from **Setup > Defaults > Stock Control > Re-orders**.

The screenshot shows the 'Configure defaults' window with the 'Stock control' tab selected. The 'Re-orders' sub-tab is active. The 'Stock re-order trigger threshold (<=):' is set to 10.00%. Under 'Notify stock manager:', the 'Scheduled' option is selected, with 'At (time):' set to 16:00 and days Mon, Tue, Wed, Thu, and Fri checked. Under 'Notify account-handlers:', the 'Interval' option is selected, with 'Every (hours):' set to 2. The bottom of the window features navigation buttons: Previous, Next, Cancel, and OK.

Notifications are sent as emails and sent separately for raw material and products as the recipient differs for each.

For raw materials, the notification email is sent to the internal user who is named as the **Department Manager** in the **Paper** department. This can be viewed and set by going to **Setup > Departments** and editing the Paper department.

For products, the notification emails will be sent to the designated **account handlers** for the product's client owners i.e. the sales rep and/or account manager. If a stock-controlled product has no client owners but is within the re-order threshold, a notification will be sent to the paper department manager.

Notification triggerings are set-up separately but both have the same options.

- **Scheduled** - notifications can be set to trigger once a day at a specific time on the selected days
- **Interval** - notification will be set at regular intervals which are set by hours between email. These are only sent on the selected days
- **Never** - No notifications will be sent.

When a raw material or product's **On-hand** figure is within the **re-order trigger threshold** percentage of its **Reorder** level, it will be included in the relevant stock notification. However, this can be overridden for individual raw materials or products by adjusting the stock re-order threshold in their own maintenance window. Please note that the alertmon service must be allowed to operate as a background service in order to use this functionality.



Transaction Report

A **transaction report wizard** has been added to the Order > Reports wizard. This wizard allows the user to create custom reports based on the order, header and items tables. As an example, the report below uses all three tables to list orders and any deliveries or sales invoices that have raised against said orders.

DN and SI report				Date: 08/05/2019	Page: 1
DN and SI				Time: 15:37	By: GS
Client	Header Type	Header Number	Header Date	Order Number	
Line Item					Item Qty
1000					
Hampshire Engineering Services	DN	1000	25/05/2016	1000	
Black on letterheads					500.00
Hampshire Engineering Services	SI	1000	25/05/2016	1000	
Black on letterheads, A4, 1pp, Printed in black to one side only, House bond, 80gsm, Trim to size and pack					500.00
1001					
Hampshire Engineering Services	DN	1001	25/05/2016	1001	
4pp Brochure					750.00
Hampshire Engineering Services	DN	1002	25/05/2016	1001	
4pp Brochure					250.00
Hampshire Engineering Services	SI	1003	13/07/2016	1001	
4pp Brochure					1,000.00
1002					
Hampshire Engineering Services	SI	1005	13/07/2016	1002	
6pp DL, 210mm x 99mm, Printed in 4 colour process throughout, Aqueous Sealant, House silk 130gsm, Trim to size, fold and pack					2,000.00
Hampshire Engineering Services	SI	1005	13/07/2016	1002	
Artwork					1.00
1004					
ABC Technologies Ltd	DN	1003	26/05/2016	1004	
Compliment Slips					500.00
ABC Technologies Ltd	DN	1003	26/05/2016	1004	
Business Cards					250.00
ABC Technologies Ltd	DN	1003	26/05/2016	1004	
Letterheads - Market Harborough					500.00
ABC Technologies Ltd	DN	1003	26/05/2016	1004	
Sales Order Sheet					500.00
ABC Technologies Ltd	DN	1003	26/05/2016	1004	
Purchase Order Sheet					500.00
ABC Technologies Ltd	DN	1003	26/05/2016	1004	
Letterheads - Aberdeen					500.00

This feature can be a very powerful reporting tool and works in the same way other report wizards do throughout Accura. For further information on creating custom transaction reports, please contact your local Accura Support team.

NOTE – The order, header and items tables can be very large. Complex queries on larger systems and systems with slow networks make take some time to resolve.



CRM – Activity Profile

The screenshot displays the 'View prospect profile' window in the CRM software. The main pane shows a table of activities for a prospect, with columns for Date, Time, By, Client, Type, Subject, Attn, Priority, Status, Contact, Reference, Filename, and Campaign. The left sidebar shows a list of clients, including 'ABC Technologies & Ltd' and 'ABC Studios'. The bottom section shows a contact tree with 'Steve Guidroz' selected as the Branch Manager. The bottom right has filters for Parent, Reference, Assigned-to, Type, and Priority, along with date range selectors for Starting and Ending dates.

The **Prospect Activity Profile** browse has been redesigned to optimise performance on large databases. The contact-tree format has been replaced with a split-browse format similar to those throughout Accura and CRM. The change in design has also enabled us to be able to add a client locator function as well as improved context menu options.



New Features in Accura 5.40 Build 2

RDC Material Logging

RDC operators can now log material used during a labour activity in the Stop an Activity dialog.

Adjust hours: Speedmaster platemaking

Stop an activity

Operation: 202

Description: Speedmaster platemaking

Started: 02/04/2019 at: 11:49 by: ML

Run quantity: 0.00 (optional)

Click-charge 1:

Click-charge 2:

Milestone: Plates ready

Adjust for overtime hours

Total hours: 0.33

Standard hours: 0.33

Overtime hours: 0.00

Overtime band: 0

Material used

Code: SMP

Item-ref:

Quantity: 20.00

(Esc) Cancel (F12) OK

This is a great time saving addition as the user will no longer have to separately issue material to the job before/after starting a process within the RFQ module.

Tab Configuration

In addition to previous flexibility with tab maintenance, you will now have the option to “compose text from workings” for each of the tabs that you have chosen to be visible from the Setup > Tabs menu.

Previously you could only choose to compose the text from workings for ALL tabs from the quote itself.

Tab maintenance

Sequence: 6

Prompt text: Printing

Document label:

(Leave blank to use prompt text)

☒ Use in quote main body text

☒ Use in job-ticket main body text

Linked phrase

Phrase-field: Printing

Subcategory:

Create tab for:

☒ Quotes

☒ Service-orders

☐ Product-orders

Default-text Usage Specification

Type a string in 'quote' marks or an expression:

☒ Compose text from workings

☒ Create when no job-type tabs used

☒ System tab

Cancel OK

